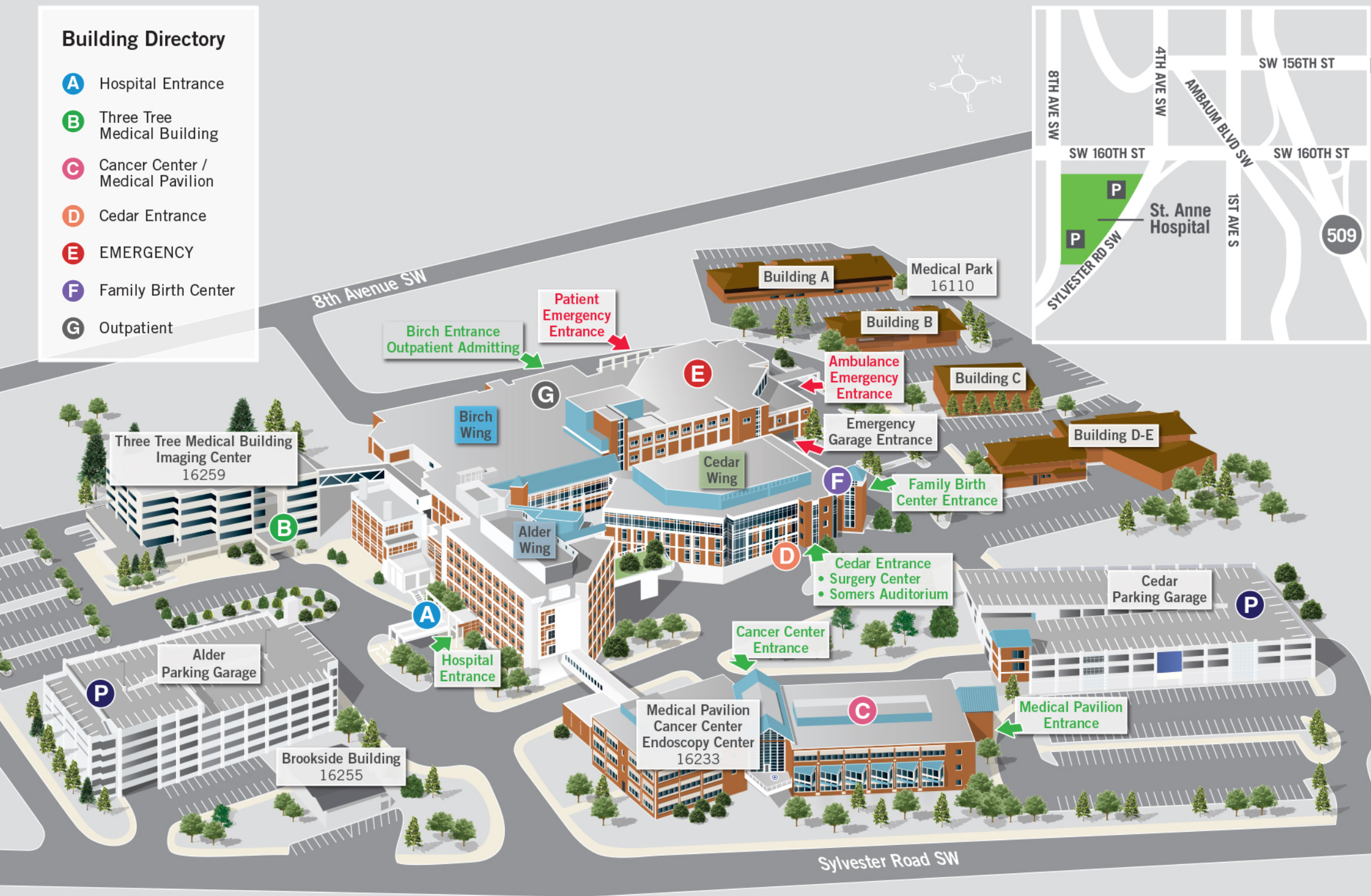



Building Directory

- A** Hospital Entrance
- B** Three Tree Medical Building
- C** Cancer Center / Medical Pavilion
- D** Cedar Entrance
- E** EMERGENCY
- F** Family Birth Center
- G** Outpatient



Tobacco-Free Environment 
 St. Anne Hospital is a tobacco-free/nicotine-free campus. No cigarettes are allowed, including e-cigarettes.

Entrances and Parking

All entrances except for the Emergency entrance are open from 8 a.m. to 8 p.m. The Emergency entrance is open 24/7 to enter the hospital.

- Use the **Alder** entrance to access the medical, critical care and telemetry units.
- Use the **Birch** entrance, near the Emergency Entrance, to check in for outpatient procedures.
- Use the **Family Birth Center** entrance to access the Birth Center inside the Cedar building.

Visiting Guidelines

Please consider patient needs for rest and privacy and follow these guidelines:

- Two visitors per room, unless approved by the physician or nurse.
- No children under the age of 12 are allowed in the Critical Care unit.
- Nursing staff may ask visitors to leave based on the patient's health needs or to deliver patient care

Directions to St. Anne Hospital

- From 1-5, take the Burien/SeaTac Airport Exit onto Highway 518.
- As freeway ends, watch for sign to Highway 509 South/Des Moines. Turn left on Highway 509.
- Take first exit, South 160th Street. Turn right onto 160th Street.
- Cross First Avenue South (second traffic signal) through flashing light to Sylvester Road SW (third traffic signal).
- Turn left onto Sylvester Road (middle school on left).
- Take the second right into driveway. Parking is available in Alder or Cedar parking garage.

St. Anne Hospital

Visitor Guide

16251 Sylvester Road SW
 Burien, WA 98166
 (206) 244-9970
www.vmfh.org/our-hospitals/st-anne-hospital

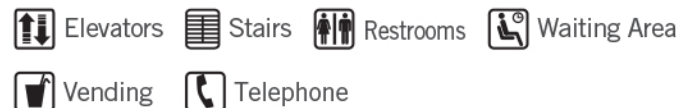


is located in room _____
 on floor _____

Departments and Service Destinations

Café/Gallery	Birch	4th Floor
Cardiac Rehab Gym	Cedar	3rd Floor
Cedar Conference RMS 1-4	Cedar	3rd Floor
Chapel	Birch	5th Floor
Emergency Department	Birch	5th Floor
Endoscopy	Suite G-20 Medical Pavilion	
Family Birth Center Patient RMS C424-C437	Cedar	4th Floor
Financial Assistance	Birch	5th Floor
Healing Garden	Access from 4th Gallery	
Human Resources	Alder	1st Floor
Imaging/Radiology	Birch	5th Floor
Intensive Care Unit (ICU) Patient RMS A502-A511	Alder	5th Floor
Laboratory	Birch	5th Floor
Medical Records	Alder	1st Floor
Medical Unit Patient RMS B650-B676	Birch	6th Floor
MRI	Birch	5th Floor
Outpatient Registration	Birch	5th Floor
Pre-Op Clinic (Surgery Center)	Cedar	3rd Floor
Progressive Care Unit (PCU) Patient RMS A513-A523	Alder	5th Floor
Respiratory Therapy	Birch	5th Floor
Somers Auditorium	Cedar	3rd Floor
St. Anne Hospital Foundation	Three Tree Medical Arts Building	1st Floor
Surgery Center	Cedar	3rd Floor
Telemetry Patient RMS A401-A422 & C524-549	Cedar	5th Floor
	Alder	4th Floor

Legend



Cafeteria and Vending Machines

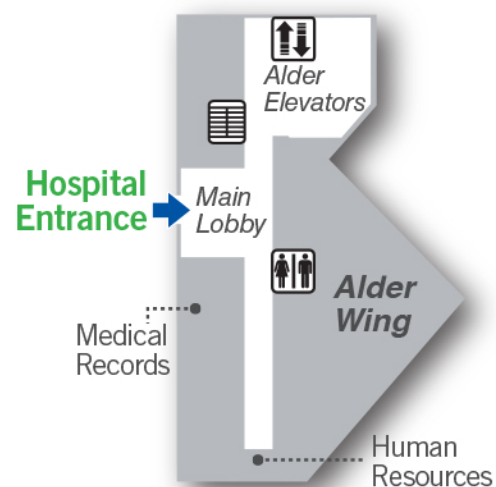
The cafeteria is located on the 4th floor. Vending machines are located in the Gallery area on the 4th floor and off the Emergency lobby on the 5th floor.

Chapel and Healing Gardens

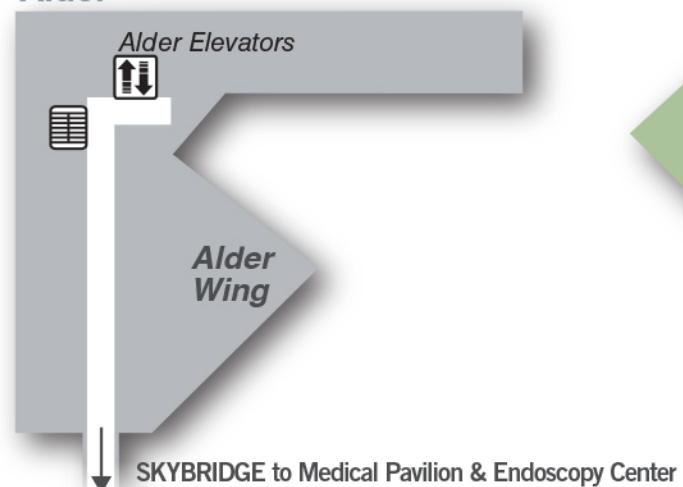
The multi-faith chapel is located on the 5th floor of Birch Wing, across from the laboratory. The chapel is open 24 hours a day, seven days a week, and offers a quiet, peaceful place for rest, retreat, prayer and meditation. Patients and visitors are welcome to stop by the chapel and sign the prayer request book, which is checked by the hospital chaplain each day. A healing garden, located just off the 4th floor Gallery, offers a natural and beautiful setting for quiet conversation, contemplation and prayer.

No Weapons are permitted on campus

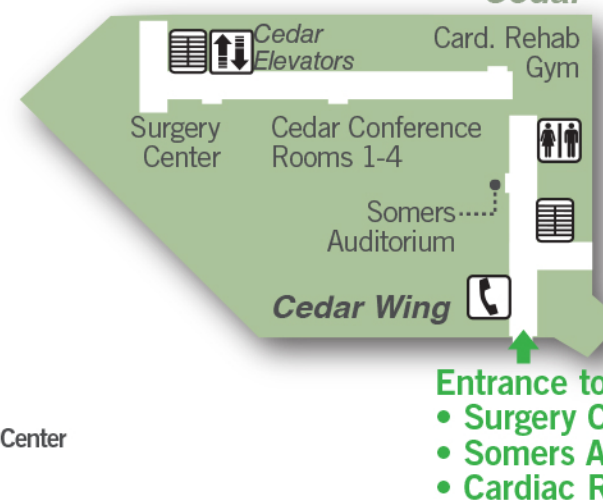
1st Floor Alder



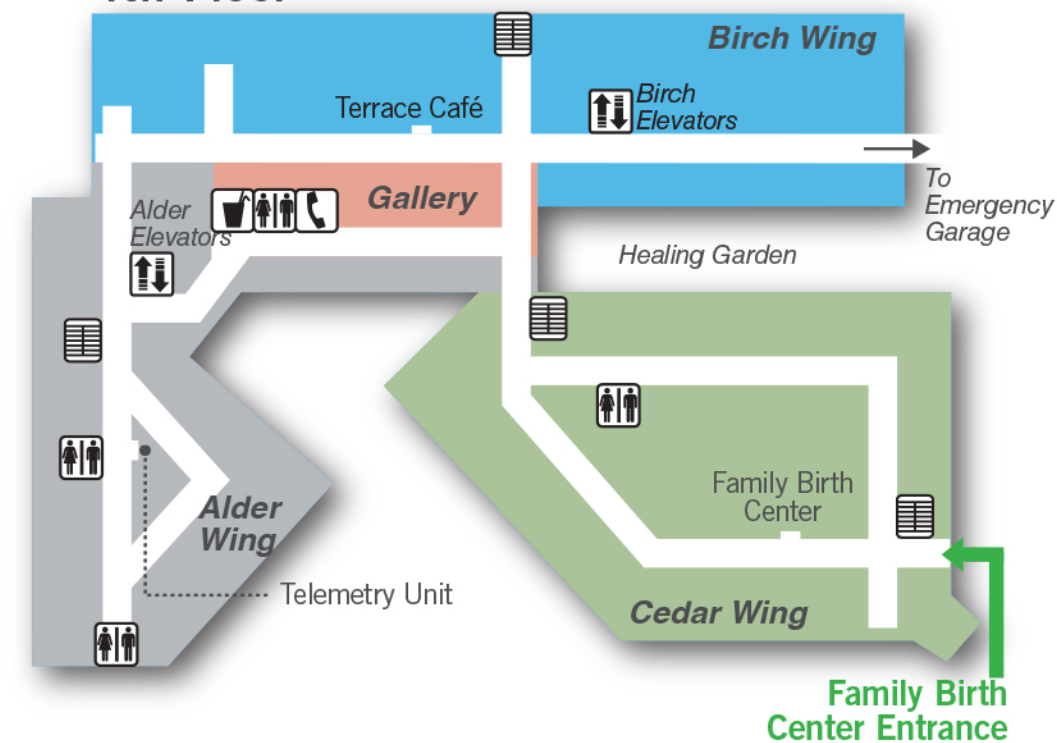
2nd Floor Alder



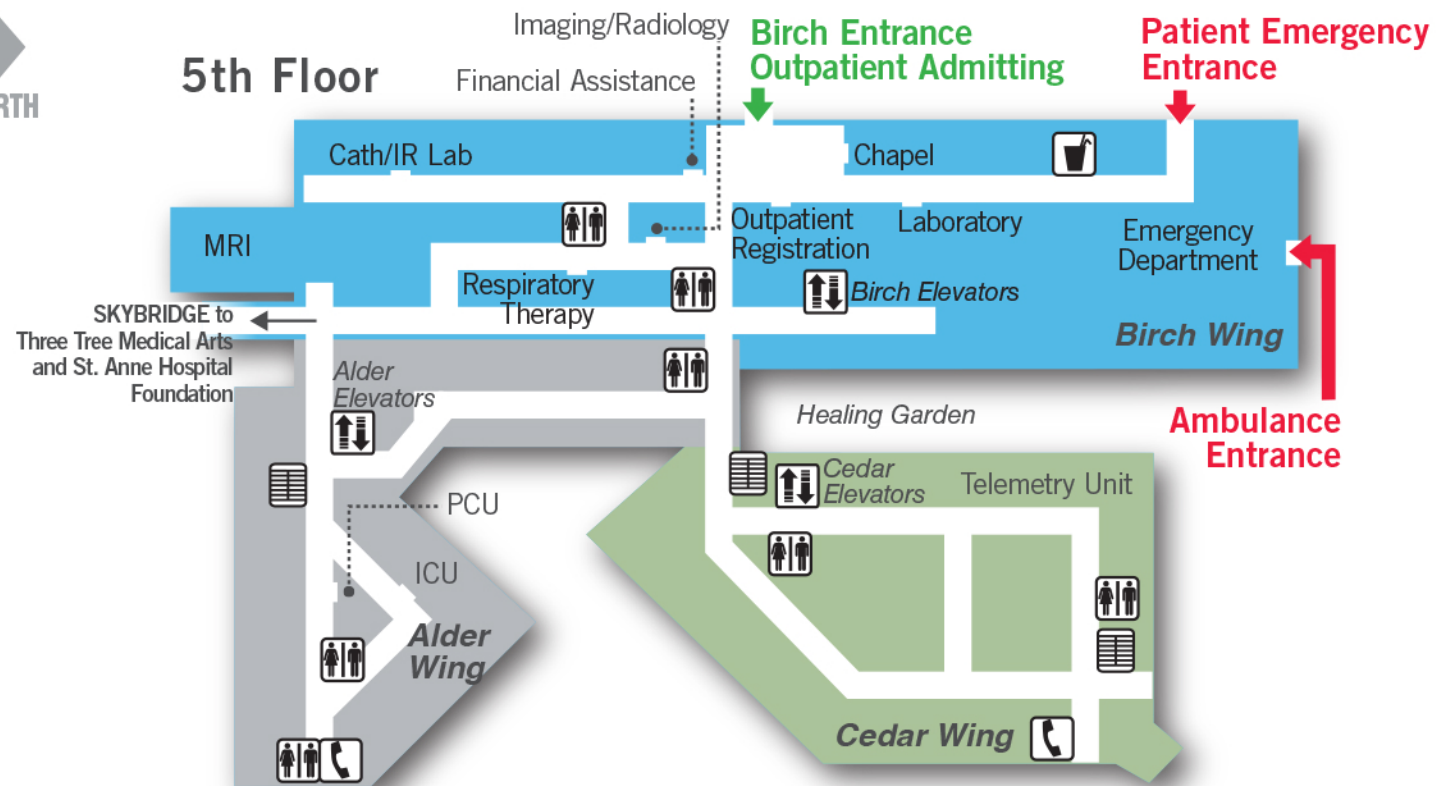
3rd Floor Cedar



4th Floor



5th Floor



6th Floor Birch

