


## Outpatient Action Plan for Drain Care



**Red Zone: *WARNING***

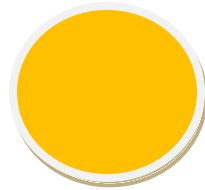
Are you experiencing:

- Fever >101.5, chills, sweats
- Tube pulled out (partially/completely)
- Change in Mental Status
- Large Amount of Bright Red Blood in drainage bag
- Dizziness when standing/ passing out

**If the answer to any of the above questions is “YES” we consider this the “RED” zone.**

We consider this the RED zone and you need to be evaluated by a provider right away.

Please call provider and/or go to the Emergency Department



**Yellow Zone: *Caution***

Are you experiencing:

- Signs of Skin Infections
- Damaged Tubing
- Sudden change in amount of fluid in Drainage bag
- Pain or resistance with tube flushing
- Sudden increase in fluid leaking from insertion site
- Change in color or consistency of drainage (Pus)
- Uncontrolled pain

**If the answer to any of the above questions is “YES” it is possible that you ARE having an Exacerbation.**

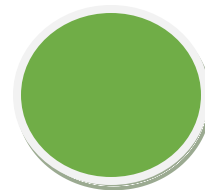
We consider this the YELLOW zone

Call IR Nurse/MA 206-341-0152  
(Monday- Friday 8AM-5PM)

Call Hospital Operator 206-223-6600  
(After hours/weekends)  
Ask for Interventional Radiology on call

**Signs of Skin Infection**

- Redness of skin around tube
- Pus drainage, oozing around tube
- Increase in pain



**Green Zone: *Go***

Are you experiencing:

- Small amount or no drainage around drain site
- Minor fluctuation of drain output
- Intermittent fluctuation of pain intensity

**If the answer to any of the above questions is “YES” It is possible you are NOT having an Exacerbation, continue to monitor**

We consider this the **GREEN** zone. No need to call unless things change.

- Your symptoms are under control
- Continue to care for your drain as instructed
- Keep all physicians, lab and/or radiology appointments

Patient Label